

Mon., October 22, 2018 GA

- Complete warm-up.
- Period 1: spread tablecloth
- P. 3: collect notes from front table
- P. 5: clear table; fold cloth
- P. 6: collect notes from table



Warm-up: Answer the following in 2-3 complete sentences. What are the two types of texture we have discussed in class? Which type does this clay sculpture have? Support your answer (tell me why you think so).

Today, we will:

- P. 1: paint monsters
- P. 3: introduce clay and project
- P. 5: monster construction
- P. 6: introduce yarn painting and begin design

SB1: Peace Poster Due 10/24 or 10/25

Lions Club Contest

Theme: Kindness Matters

- Fill the page
- Color/Shade
- No text



Mon., October 22, 2018 Intro

- Complete warm-up.
- Collect painting project.

Warm-up: Answer the following in 3-5 complete sentences.
If I wanted to use a TRIADIC color scheme for my symmetry painting, what colors might I use? Provide three sets of colors that fit in the TRIADIC scheme.

Today, we will:

Work on Symmetry project

Learning Goal:

Identify, select, and use ELEMENTS OF ART (COLOR) and PRINCIPLES OF DESIGN (BALANCE) in his or her own artwork.

SB1: Your home and its environment; due 10/25


Exterior of your home; include landscaping

- Fill the page
- Color/Shade
- EFFORT please



Tues., October 23, 2018 GA

- Complete warm-up.
- Period 1: open to Elements notes
- P. 5: collect notes from table
- P. 6: open to yarn ptg design



Warm-up: Answer the following in 2-3 complete sentences.

Fishface, at left, is a portrait. Which color scheme did the artist use to create the painting? Which colors are used in this scheme? Use vocabulary used in class.

Today, we will:

- P. 1: introduce Principles of Design
- P. 5: introduce yarn painting and begin design
- P. 6: work on yarn painting

SB1: Peace Poster Due 10/24 or 10/25

Lions Club Contest


Theme: Kindness Matters

- Fill the page
- Color/Shade
- No text



Tues., October 23, 2018 GA

- Complete warm-up.
- Period 3: clear table; fold tablecloth



Warm-up: Answer the following in 2-3 complete sentences.

Fishface, at left, is a portrait. Which color scheme did the artist use to create the painting? Which colors are used in this scheme? Use vocabulary used in class.

Today, we will:
Begin clay monster construction

Learning goals:

1. Use elements and principles in our artwork, specifically **TEXTURE**.
2. Successfully use clay materials, tools, and techniques.

SB1: Peace Poster Due 10/24 or 10/25

Lions Club Contest

Theme: Kindness Matters

- Fill the page
- Color/Shade
- No text



Tues., October 23, 2018 Intro

- Complete warm-up.
- Collect painting project.
- **SYMMETRY PROJECT IS DUE FRIDAY, 10/26.**

Warm-up: Answer the following in 3-5 complete sentences.

Why is this project called a SYMMETRY PAINTING? What does that mean? How does it differ from ASYMMETRY?

Today, we will:

Work on Symmetry project

Learning Goal:

Identify, select, and use **ELEMENTS OF ART (COLOR)** and **PRINCIPLES OF DESIGN (BALANCE)** in his or her own artwork.

SB1: Your home and its environment; due 10/25

Exterior of your home; include landscaping

- Fill the page
- Color/Shade
- EFFORT please



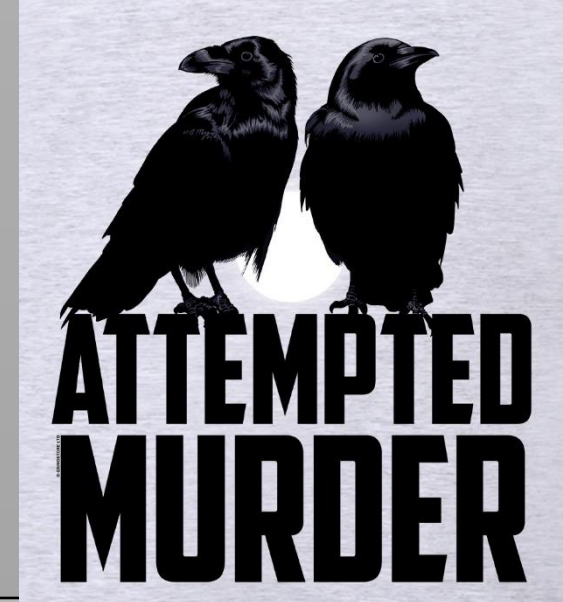
Wed., October 24, 2018 GA

- Period 1: turn in sketchbook; collect note sheet from the front table
- Period 3: open sketchbook to monster drawing
- Period 5: open sketchbook to yarn painting design

Today, we will:

- Period 1: introduce weaving and warp looms
- Period 3: complete monster construction
- Period 5: work on yarn painting

Can you solve the following visual puns?



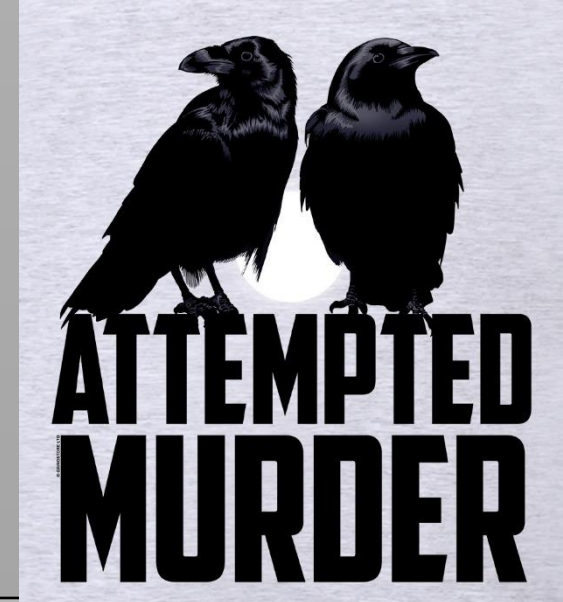
SB2: Houseplant
Due 10/31 or 11/1

- Can be a real or artificial plant
- Use overlapping and variety
- Add color and shading
- Must fill the page

Thurs., October 25, 2018 GA

- Open sketchbook to monster sketch

Can you solve the following visual puns?



Today, we will:
Paint our monsters!



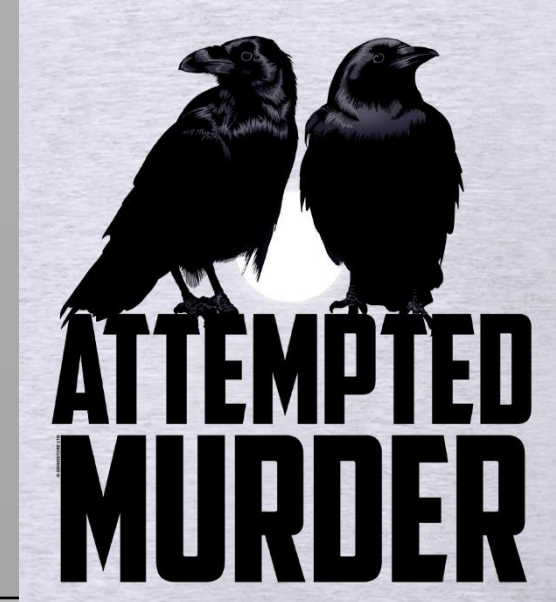
SB2: Houseplant
Due 10/31 or 11/1

- Can be a real or artificial plant
- Use overlapping and variety
- Add color and shading
- Must fill the page

Thur., October 25, 2018 **Intro**

- Turn in your sketchbook
- Collect your painting
- SYMMETRY PROJECT IS DUE FRIDAY, 10/26.

Can you solve the following visual puns?



Today, we will:

Work on Symmetry project

Learning Goal:

Identify, select, and use ELEMENTS OF ART (COLOR) and PRINCIPLES OF DESIGN (BALANCE) in his or her own artwork.



SB2: Set of keys on a key ring/lanyard; due 11/1

- Minimum 3 keys; overlapped
- Fill page
- Color/shade
- Effort

Fri., October 26, 2018 GA

- Complete warm-up
- Collect project



Warm-up: Answer the following in 2-3 complete sentences. What is the **focal point** of this painting? What did the artist do to **emphasize** it?

Today, we will:

Period 1: work on weaving

Period 3, 5, 6: work on yarn painting



SB2: Houseplant
Due 10/31 or 11/1

- Can be a real or artificial plant
- Use overlapping and variety
- Add color and shading
- Must fill the page

Fri., October 26, 2018 Intro

- Complete the warm-up
- Collect your painting
- SYMMETRY PROJECT IS DUE FRIDAY, 10/26.



Warm-up: Answer the following in 3-5 complete sentences. What is the **focal point** of this painting? What did the artist do to **emphasize** it?

Today, we will:

Complete Symmetry project

Learning Goal:

Identify, select, and use **ELEMENTS OF ART (COLOR)** and **PRINCIPLES OF DESIGN (BALANCE)** in his or her own artwork.



SB2: Set of keys on a key ring/lanyard; due 11/1

- Minimum 3 keys; overlapped
- Fill page
- Color/shade
- Effort